

# AIR BLOWER

## MANUAL INSTRUCTION

### Products Performance:

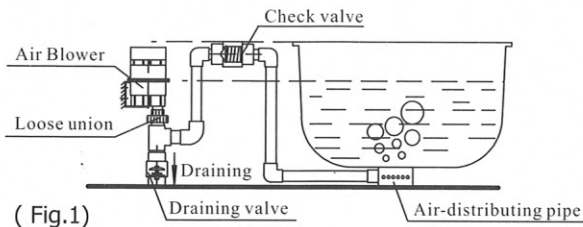
- 220-240V/50Hz/60Hz or 110-120V/50Hz/60Hz
- Insulation class F
- Thermal protector of VDE or UL approval
- Noise: Air blower with nozzle  $\leq 72$ dB.
- There is fuse inside the motor

### Parts And Materials:

- Pump casing: high temperature resistant reinforce plastic
- Air switch: 15A,250V(Optional)
- Carbon brush: using import materials

### Using and Installing:

- The number of nozzle installed should be more than the number of regulation minimum.
- There should be at least 10mm space around the air blower for good ventilation.
- The installation of check valve must be higher than the using water-level in case water come into air blower pump.(Fig.1)
- The connect pipe of air blower pump must use resist heat pipe.
- Air blower pump must be installed fixed, and the connect pipe must be fastened, in a horizontal position. Use screw to fix the air blower on bathtub mounting plate.

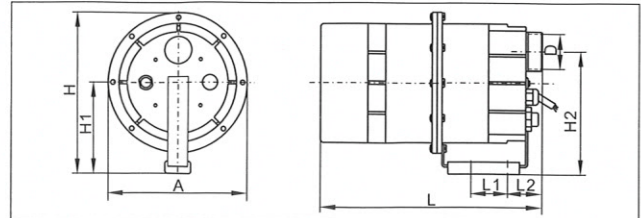


### WARNING

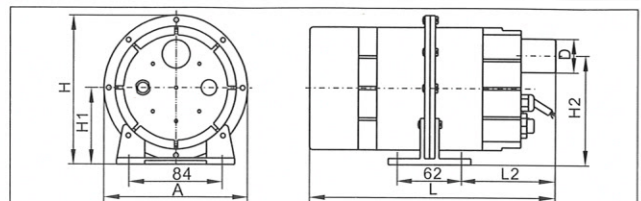
- As to maintain the IP rating, the blower must be mounted horizontally.
- The blower shall be installed by licensed.
- Means for disconnection must be incorporated in the fixed wiring in accordance with the wiring rules.
- Parts containing live parts must be inaccessible to persons in the spa.
- Parts incorporating electrical components, except remote control devices, must be located or fixed so that they cannot fall into the bath or spa.
- The appliance should be supplied through a residual current device (RCD) having a rated residual operating current not exceeding 30 mA.
- Parts should be installed in the correct zone and that equipotential bonding should be carried out.
- This appliance is not intended for use by persons (including children) with reduced physical, sensory or mental capabilities, or lack of experience and knowledge, unless they have been given supervision or instruction concerning use of the appliance by a person responsible for their safety.
- Children should be supervised to ensure that they do not play with the appliance.
- If the supply cord is damaged, it must be replaced by the manufacturer, its service agent or similarly qualified persons in order to avoid a hazard.
- This air blower is only intended for fixed spa.
- Not for transportation spa/ portable spa, swimming pool.
- The earthing of the air blower must be permanently connected to fixed wiring.
- Do not dispose of electrical appliances as unsorted municipal waste, use separate collection facilities.
- Contact your local government for information regarding the collection systems available.
- If electrical appliances are disposed of in landfills or dumps, hazardous substances can leak into the groundwater and get into the food chain, damaging your health and well-being.



### Installation Structure:



Model	Size(mm)										
	smooth outlet			threaded Outlet			L1	A	H	H1	H2
	L	L2	D	L	L2	D					
AP200/300/400X/700X-V2	262	54	$\phi 32$	247	39	$G1\frac{1}{2}$	36	$\phi 138$	151	82	111
AP200/300/400X/700X-V1	234			219							
AP400/700/900-V2	276	50.5	$\phi 32$ or $\phi 48$	269	43.5		52.5	$\phi 168$	179	95	130
AP400/700/900-V1	249			242							



Model	Size(mm)									
	smooth outlet			threaded Outlet			A	H	H1	H2
	L	L2	D	L	L2	D				
AP200/300/400X/700X-V2	262	88.5	$\phi 32$	247	73.5	$G1\frac{1}{2}$	$\phi 138$	144	75	105
AP200/300/400X/700X-V1	234			219						
AP400/700/900-V2	276	96	$\phi 32$ or $\phi 48$	269	90		$\phi 168$	174	90	127
AP400/700/900-V1	249			242						

1. D in fig.is thread connection that union of  $\phi 32$  and  $\phi 33.5$  available
2. D in fig.is direct connection that have  $\phi 32$  ;  $\phi 33.5$  and  $\phi 48$  available.

### Technical parameter list:

Model	Power (W)	Current (A)		Nozzle quantity
		220-240V	110-120V	
AP200-V2	200	1.2	2.0	6~12
AP300-V2	300	1.7	3.0	8~16
AP400X-V2	400	2.5	4.0	12~24
AP700X-V2	700	3.3	7.0	16~32
AP400-V2	400	2.5	4.0	12~24
AP700-V2	700	3.3	7.0	16~32
AP900-V2	900	4.5	9.0	20~40
AP200	200	1.2	2.0	6~12
AP300	300	1.7	3.0	8~16
AP400	400	2.5	4.0	12~24
AP700	700	3.3	7.0	16~32
AP900	900	4.5	9.0	20~40

### Configurations table

With plug	No plug
(180W)/With heat element(180W)	No heat element
With air switch	No air switch

### CAUTION

- Air blower pump must be grounded in order to prevent electrical shock or injury, by a Licensed Electrician.
- Outlet of air blower pump can not be Blocked up when it is operating.
- When the outlet air flow is too small, the air temperature will increase, pay attention to prevent scald.
- The power must be cut off before checking the air blower pump.
- This air blower must only be installed by the manufacturer, its service agent or similarly qualified persons according to the wiring rules. The cleaning and maintenance also.